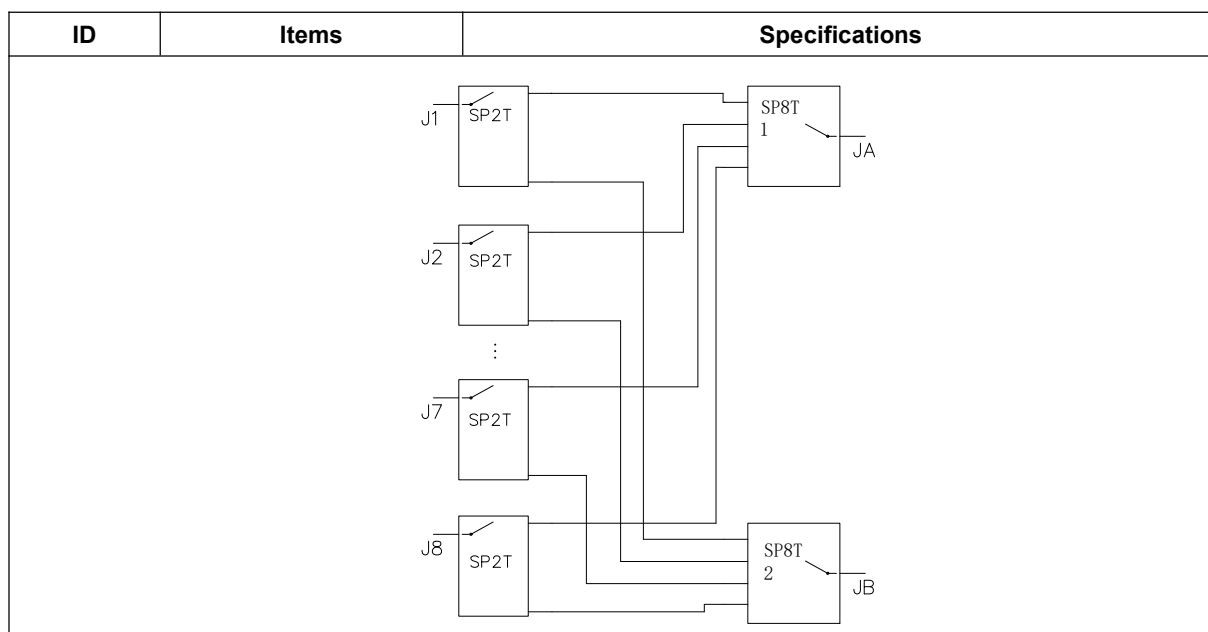


HX2P8T6081G Switch Matrix Module

1. Functional Block Diagram



2. Description

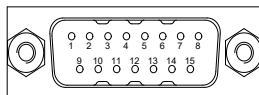
ID	Items	Specifications
2-1	Type	Reflective 2*8 Switch Matrix Module
2-2	Frequency Range	2GHz ~ 8GHz
2-3	Isolation	≥120dB Typical
2-4	Insertion Loss	≤6.0dB
2-5	VSWR	≤1.45
2-6	Impedance	50Ω
2-7	RF Input Power	2W
2-8	Switching Speed	≤200ns
2-9	Input/Output Connectors	SMA-F
2-10	Control Connector	DB15-Male
2-11	Control	TTL=0V/3.3V ~ 5V
2-12	DC Power Supply	+5V/≤1.5A

3. Environmental Specifications

ID	Items	Specifications
3-1	Operational Temperature	-40°C ~ +70°C
3-2	Storage Temperature	-55°C ~ +85°C

4. Interface

ID	Items	Specifications
4-1	Control Connector	DB15-Male

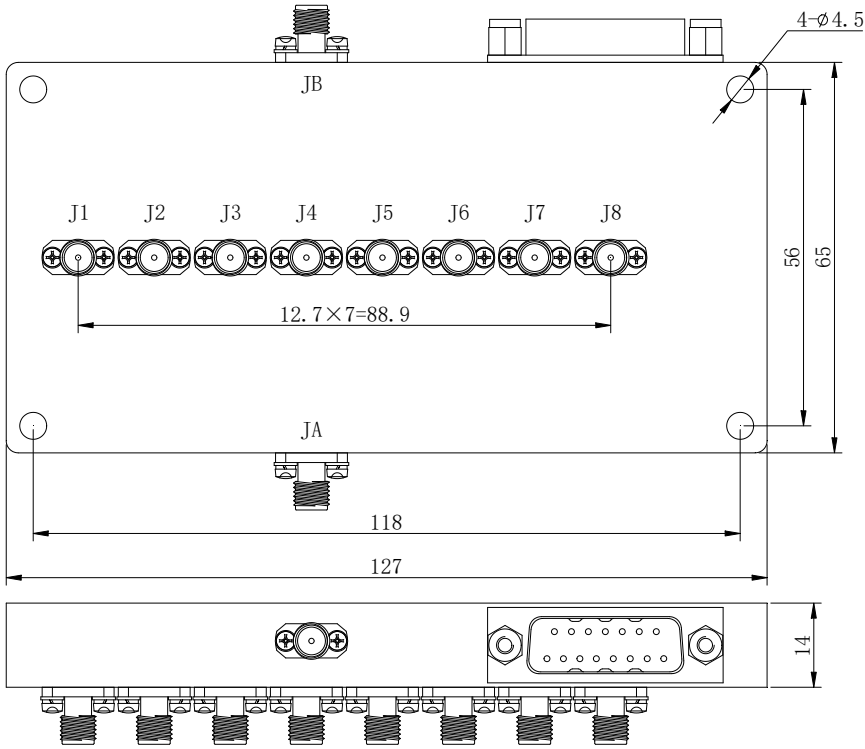


4-2	NO	Specifications
	1	C1
	2	C2
	3	C3
	4	C4
	5	C5
	6	C6
	7	C7
	8	C8
	9	NC
	10	NC
	11	NC
	12	NC
	13	+5V
	14	NC
15	GND	

5.Truth Table

ID	C4	C3	C2	C1	Signal Path State
5-1	0	0	0	0	JA-J1
	0	0	0	1	JA-J2
	0	0	1	0	JA-J3
	0	0	1	1	JA-J4
	0	1	0	0	JA-J5
	0	1	0	1	JA-J6
	0	1	1	0	JA-J7
	0	1	1	1	JA-J8
	1	0	0	0	JA ALL OFF
ID	C8	C7	C6	C5	Signal Path State
5-2	0	0	0	0	JB-J1
	0	0	0	1	JB-J2
	0	0	1	0	JB-J3
	0	0	1	1	JB-J4
	0	1	0	0	JB-J5
	0	1	0	1	JB-J6
	0	1	1	0	JB-J7
	0	1	1	1	JB-J8
	1	0	0	0	JB ALL OFF

6.Outline Drawing

ID	Items	Specifications
6-1	Outline Drawing	Unit: mm
Tolerances:±0.5mm		
		
6-2	Material	Aluminum
6-3	Finish	Nickel Plated
6-4	Weight	/

7.Note

7-1	Should be take the ESD protection during use.
7-2	Exceeding the rated input power limit may cause the product to burn out.
7-3	Avoid using in extreme temperature, humidity, or corrosive environments.
7-4	Good grounding can reduce EMI and RFI.
7-5	All specifications are subject to change without notice at any time.